

FACTSHEET (R MUR)

30 January 2026



Investment Focus

AXIOM Patrimoine is a multi-asset class fund designed to benefit from different asset types both domestically and internationally, with the goal of delivering an absolute and stable rate of return through both income and capital appreciation.

The investment strategy combines a liquidity driven stock selection model for local equities and a risk-parity model for international securities.

Price Data

R Class - MUR	11.02
I Class - MUR	11.57

Fund Facts

Investment Manager	AXYS Investment Partners
Inception Date	25 May 2022
Target	6% Annualised
Management Fee - R	2.0%
Management Fee - I	1.0%
Entry Fee	Up to a maximum of 2%
Exit Fee (< 1 Year HP ^a)	Up to a maximum of 2%
Exit Fee (1 to 3 Years HP ^a)	Up to a maximum of 1%
Exit Fee (> 3 Years HP ^a)	0.0%
Performance Fee (R and I)	20% of Positive Perf above the Hurdle Rate & HWM
Minimum Investment (Lump Sum)	R: MUR10,000 I: MUR50,000,000
Regular Savings Plan	R: MUR 1,000 / I MUR 5Million
Liquidity	Weekly
Sub/Red Cut-off	Thursday 04:00pm MRU Time

^aHP: Holding Period

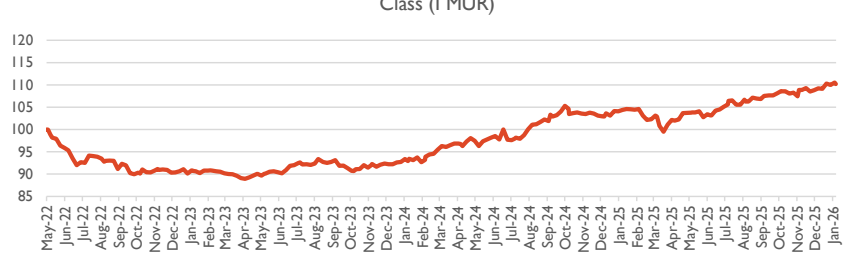
Key Figures - as of end of month

Asset Under Management (MUR)	37.55M
Number of Holdings (ex. Cash)	21
Beta	-
Volatility	-
Sharpe Ratio	-
Largest Upside (weekly)	1.77%
Largest Drawdown (weekly)	-2.31%
No of upside returns (weekly)	120
No of downside returns (weekly)	100

Top 5 Positions

MCB Group Ltd	9.9%
MAURGB 4.82 05/20/37	9.7%
SPDR MSCI World UCITS	9.6%
iShares JP Morgan USD En	7.6%
iShares Global Corp Bond	7.6%

Fund Performance



Performance as at 30 January 2026

	1 Month	3 Months	YTD	1 Year	Since Inception
Class I MUR	0.98%	1.73%	0.98%	6.42%	15.69%
Class R MUR	0.91%	1.53%	0.91%	5.54%	10.19%

Market Review

Local Market

SEMDEX TR was down -1.39% in January. Gross Reserves rose by 1.00 Billion to 10.30 Billion for the month of December, compared to 9.30 Billion in the previous period. CPI YoY rose by 0.50 % for the month of December, compared to 4.00 % in the previous period.

International Market

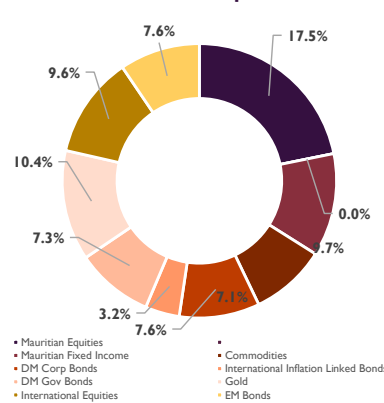
Global Bonds and Equities were up by 0.87% and up by 1.36% in MUR terms respectively while Global Commodities were up by 8.30% over the month.

Portfolio Comments

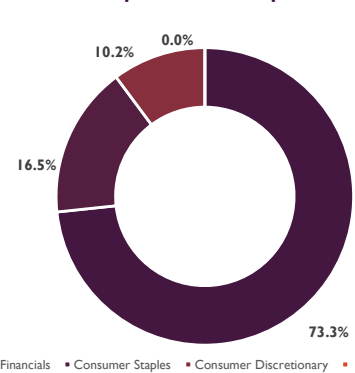
Our local portfolio contributed negatively, while our international portfolio contributed positively. A depreciation of the USD vs MUR contributed negatively to fund performance.

Note: Performance metrics in MUR Total Return.

Asset Class Split



Local Equities Sector Split



Top Contributors (bps)

WisdomTree Physical Gol	0.92%
Invesco Bloomberg Comr	0.64%
NewGold Issuer Ltd	0.35%

Top Detractors (bps)

iShares Global Govt Bond	-0.11%
iShares JP Morgan USD En	-0.10%
MCB Group Ltd	-0.09%