

FACTSHEET (I MUR)

29 May 2026



Investment Focus

AXIOM Patrimoine is a multi-asset class fund designed to benefit from different asset types both domestically and internationally, with the goal of delivering an absolute and stable rate of return through both income and capital appreciation.

The investment strategy combines a liquidity driven stock selection model for local equities and a risk-parity model for international securities.

Price Data

R Class - MUR	11.05
I Class - MUR	11.64

Fund Facts

Investment Manager	AXYS Investment Partners
Inception Date	10 June 2022
Target	6% Annualised
Management Fee - R	2.0%
Management Fee - I	1.0%
Entry Fee	Up to a maximum of 2%
Exit Fee (< 1 Year HP ^a)	Up to a maximum of 2%
Exit Fee (1 to 3 Years HP ^a)	Up to a maximum of 1%
Exit Fee (> 3 Years HP ^a)	0.0%
Performance Fee (R and I)	20% of Positive Perf above the Hurdle Rate & HWM
Minimum Investment (Lump Sum)	R: MUR10,000 I: MUR50,000,000
Regular Savings Plan	R: MUR 1,000 / I MUR 5Million
Liquidity	Weekly
Sub/Red Cut-off	Thursday 04:00pm MRU Time

^aHP: Holding Period

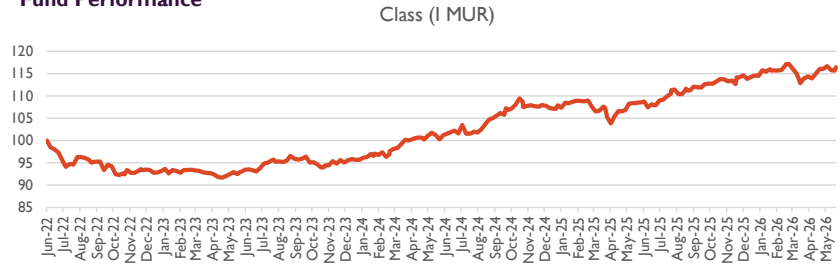
Key Figures - as of end of month

Asset Under Management (MUR)	37.44M
Number of Holdings (ex. Cash)	21
Beta	-
Volatility	-
Sharpe Ratio	-
Largest Upside (weekly)	1.78%
Largest Drawdown (weekly)	-2.04%
No of upside returns (weekly)	136
No of downside returns (weekly)	101

Top 5 Positions

MAURGB 4.82 05/20/37	9.7%
MCB Group Ltd	9.0%
Invesco Bloomberg Comr	8.3%
iShares JP Morgan USD En	7.9%
iShares Global Corp Bond	7.8%

Fund Performance



Performance as at 29 May 2026

	1 Month	3 Months	YTD	1 Year	Since Inception
Class I MUR	0.27%	-0.67%	1.58%	7.28%	16.38%
Class R MUR	0.19%	-0.91%	1.20%	6.45%	10.51%

Market Review

Local Market

SEMDEX TR was down -0.28% in May. Gross Reserves stands at 9.81 Billion for the month of April. CPI YoY rose by 0.90 % for the month of April, compared to 2.70 % in the previous period. Bank of Mauritius Interest Rate rose by 0.25 % for the month of May, compared to 4.50 % in the previous period.

International Market

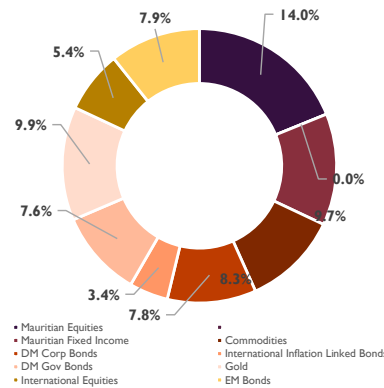
Global Bonds and Equities were up by 0.14% and up by 5.87% in MUR terms respectively while Global Commodities were down by -3.24% over the month.

Portfolio Comments

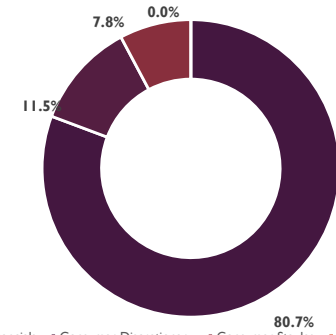
Our local portfolio contributed negatively, while our international portfolio contributed positively. An appreciation of the USD vs MUR contributed positively to fund performance.

Note: Performance metrics in MUR Total Return.

Asset Class Split



Local Equities Sector Split



Top Contributors (bps)

SPDR MSCI World UCITS	0.29%
iShares JP Morgan USD En	0.13%
iShares Global Corp Bond	0.10%

Top Detractors (bps)

MCB Group Ltd	-0.24%
Invesco Bloomberg Comr	-0.20%
WisdomTree Physical Gol	-0.03%