

# FACTSHEET (I MUR)

31 March 2026



## Investment Focus

AXIOM Patrimoine is a multi-asset class fund designed to benefit from different asset types both domestically and internationally, with the goal of delivering an absolute and stable rate of return through both income and capital appreciation.

The investment strategy combines a liquidity driven stock selection model for local equities and a risk-parity model for international securities.

## Price Data

R Class - MUR	10.83
I Class - MUR	11.39

## Fund Facts

Investment Manager	AXYS Investment Partners
Inception Date	10 June 2022
Target	6% Annualised
Management Fee - R	2.0%
Management Fee - I	1.0%
Entry Fee	Up to a maximum of 2%
Exit Fee (< 1 Year HP <sup>a</sup> )	Up to a maximum of 2%
Exit Fee (1 to 3 Years HP <sup>a</sup> )	Up to a maximum of 1%
Exit Fee (> 3 Years HP <sup>a</sup> )	0.0%
Performance Fee (R and I)	20% of Positive Perf above the Hurdle Rate & HWM
Minimum Investment (Lump Sum)	R: MUR10,000 I: MUR50,000,000
Regular Savings Plan	R: MUR 1,000 / I MUR 5Million
Liquidity	Weekly
Sub/Red Cut-off	Thursday 04:00pm MRU Time

<sup>a</sup>HP: Holding Period

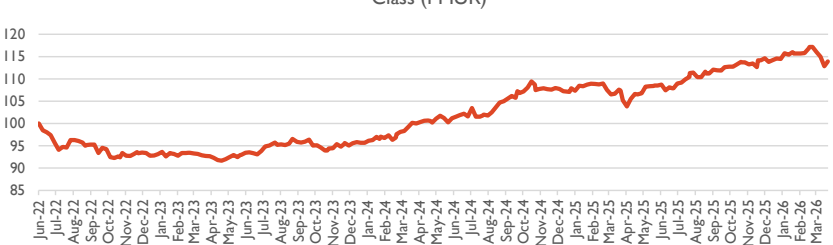
## Key Figures - as of end of month

Asset Under Management (MUR)	37.74M
Number of Holdings (ex. Cash)	21
Beta	-
Volatility	-
Sharpe Ratio	-
Largest Upside (weekly)	1.78%
Largest Drawdown (weekly)	-2.04%
No of upside returns (weekly)	128
No of downside returns (weekly)	98

## Top 5 Positions

MAURGB 4.82 05/20/37	10.0%
MCB Group Ltd	8.8%
Invesco Bloomberg Comr	8.5%
iShares JP Morgan USD En	7.8%
iShares Global Corp Bond	7.7%

## Fund Performance



## Performance as at 31 March 2026

	1 Month	3 Months	YTD	1 Year	Since Inception
Class I MUR	-2.77%	-0.58%	-0.58%	6.07%	13.91%
Class R MUR	-2.86%	-0.79%	-0.79%	5.25%	8.34%

## Market Review

### Local Market

SEMDEX TR was down -4.5% in March. Gross Reserves stands at 10.42 Billion for the month of February. CPI YoY fell by 0.40 % for the month of February, compared to 3.90 % in the previous period. GVA YoY stood at 3.10 % on 4Q.

### International Market

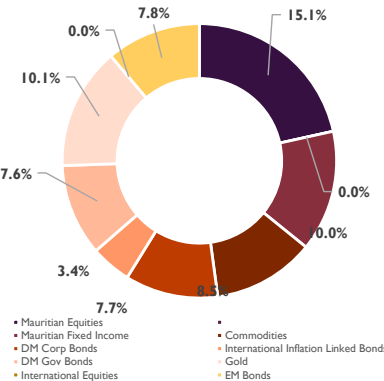
Global Bonds and Equities were down by -3.42% and down by -5.68% in MUR terms respectively while Global Commodities were up by 12.89% over the month.

### Portfolio Comments

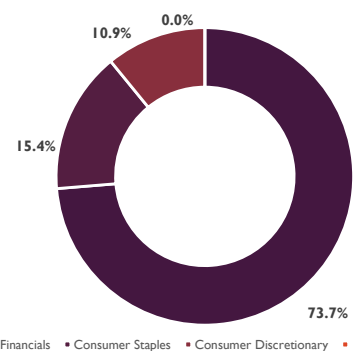
Our local portfolio contributed negatively, while our international portfolio contributed negatively. An appreciation of the USD vs MUR contributed positively to fund performance.

Note: Performance metrics in MUR Total Return.

## Asset Class Split



## Local Equities Sector Split



## Top Contributors (bps)

Invesco Bloomberg Comr	1.04%
MAURGB 4.82 05/20/37	0.06%
SBM Holdings Ltd	0.01%

## Top Detractors (bps)

WisdomTree Physical Gol	-0.86%
MCB Group Ltd	-0.60%
NewGold Issuer Ltd	-0.32%