

FACTSHEET

31 December 2025



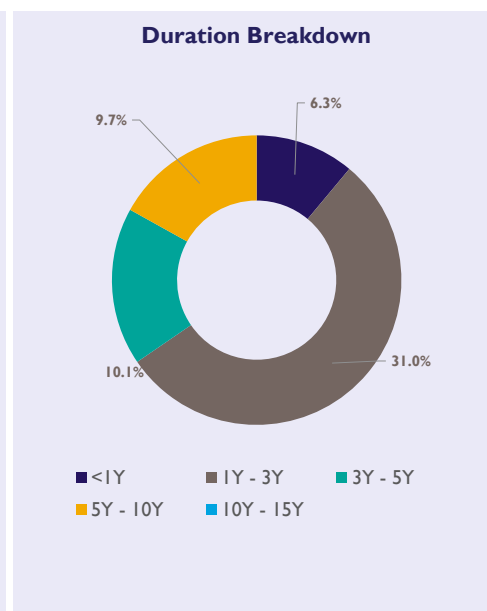
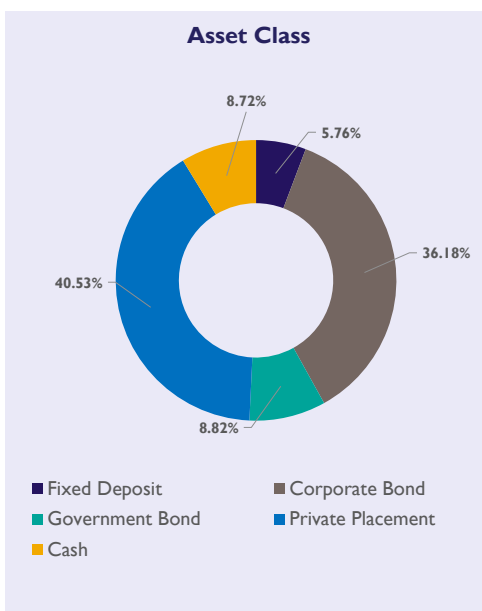
Fund Objective

AXIOM Yield Fund was set up with the objective of providing investors with regular income and aims to outperform the average savings rate plus a premium by maximizing risk adjusted returns.

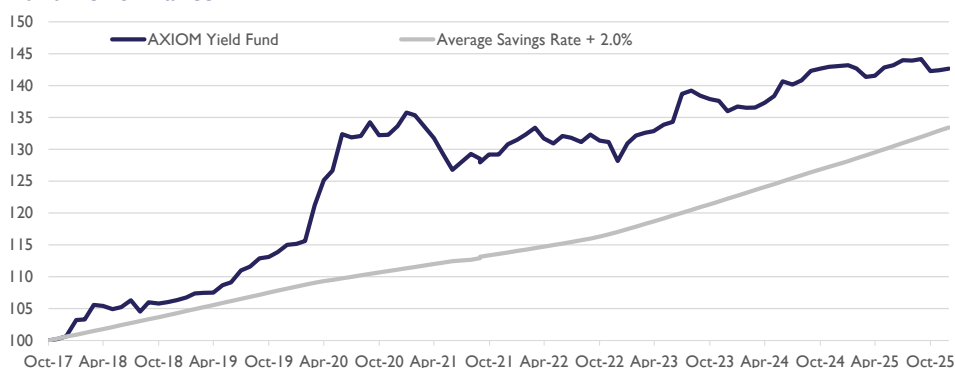
Fund Manager Comments

AXIOM Yield Fund was down 0.2% during the month while the benchmark returned 0.4%. The Mauritian Rupee appreciated by -0.41% against the USD in November. The weighted average yield on the 1 Year Yield was down to 4.775%, compared to 4.95% last month while the weighted average yield on the 5 Year Yield was down to 5.4104%, compared to 5.4077% last month.

Total AUM	MUR 109.2M
NAV	11.18
Currency	MUR
Inception Date	23 November 2017
Min. Investment	MUR 50,000
Dividend Frequency	Semi Annually ¹
Dividend Yield	4.00%
Total Expense Ratio	1.30%
Benchmark	Average Savings Rate + 2.0%
Entry Fee/ Exit Fees	Up to 2%
Liquidity Period	Weekly



Fund Performance



Performance as at 31 December 2025

	AXIOM Yield Fund	Avg. Savings Rate
1 Month's Return	0.17%	0.38%
3 Months' Return	-1.05%	1.12%
YTD	-0.29%	4.48%
12 Months' Return	-0.29%	4.48%
Return Since Inception	42.64%	33.42%
Ann. Return Since Inception	4.44%	3.59%

	JAN	FEB	MAR	APR	MAY	JUN	JUL	AUG	SEP	OCT	NOV	DEC	YEAR	Avg SR + 2.0%
2017	-	-	-	-	-	-	-	-	-	-	0.23%	0.41%	0.64%	0.61%
2018	2.56%	0.10%	2.19%	-0.14%	-0.48%	0.29%	1.03%	-1.68%	1.39%	-0.18%	0.21%	0.29%	5.66%	3.67%
2019	0.39%	0.59%	0.11%	0.02%	1.09%	0.41%	1.70%	0.54%	1.16%	0.20%	0.68%	1.01%	8.16%	3.68%
2020	0.15%	0.37%	4.88%	3.22%	1.20%	4.52%	-0.38%	0.16%	1.62%	-1.49%	0.04%	1.02%	16.19%	2.76%
2021	1.60%	-0.30%	-1.39%	-1.27%	-1.97%	-1.87%	1.96%	-0.58%	-0.43%	0.95%	0.00%	1.24%	-2.13%	2.43%
2022	0.55%	0.61%	0.83%	-1.27%	-0.61%	0.90%	-0.21%	-0.50%	0.89%	-0.71%	-0.18%	-2.26%	-1.99%	2.83%
2023	2.14%	0.94%	0.34%	0.19%	0.76%	0.34%	3.27%	0.37%	-0.57%	-0.40%	-0.20%	-1.16%	6.10%	4.45%
2024	0.51%	-0.13%	0.03%	0.56%	0.76%	1.66%	-0.37%	0.48%	1.05%	0.26%	0.21%	0.08%	5.20%	4.46%
2025	0.08%	-0.35%	-0.92%	0.13%	0.91%	0.25%	0.55%	-0.05%	0.17%	-1.30%	0.08%	0.17%	-0.29%	4.48%

1: October 1st & April 1st

2: Line graph & Performance statistics assume reinvested dividends