

FACTSHEET (I MUR)

31 July 2025



Investment Focus

AXIOM Patrimoine is a multi-asset class fund designed to benefit from different asset types both domestically and internationally, with the goal of delivering an absolute and stable rate of return through both income and capital appreciation.

The investment strategy combines a liquidity driven stock selection model for local equities and a risk-parity model for international securities.

Price Data

R Class - MUR	10.64
I Class - MUR	11.13

Fund Facts

Investment Manager	AXYS Investment Partners
Inception Date	10 June 2022
Target	6% Annualised
Management Fee - R	2.0%
Management Fee - I	1.0%
Entry Fee	Up to a maximum of 2%
Exit Fee (< 1 Year HP [®])	Up to a maximum of 2%
Exit Fee (1 to 3 Years HP [®])	Up to a maximum of 1%
Exit Fee (> 3 Years HP [®])	0.0%
Performance Fee (R and I)	20% of Positive Perf above the Hurdle Rate & HWM
Minimum Investment (Lump Sum)	R: MUR10,000 I: MUR50,000,000
Regular Savings Plan	R: MUR 1,000 / I MUR 5Million
Liquidity	Weekly
Sub/Red Cut-off	Thursday 04:00pm MRU Time

[®]HP: Holding Period

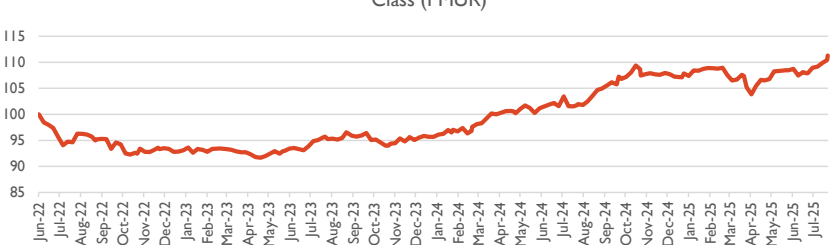
Key Figures - as of end of month

Asset Under Management (MUR)	40.39M
Number of Holdings (ex. Cash)	21
Beta	-
Volatility	-
Sharpe Ratio	-
Largest Upside (weekly)	1.78%
Largest Drawdown (weekly)	-2.04%
No of upside returns (weekly)	102
No of downside returns (weekly)	83

Top 5 Positions

MCB Group Ltd	15.7%
MAURGB 4.82 05/20/37	8.9%
SPDR MSCI World UCITS	8.2%
iShares Global Corp Bond	7.1%
iShares JP Morgan USD En	7.0%

Fund Performance



Performance as at 31 July 2025

	1 Month	3 Months	YTD	1 Year	Since Inception
Class I MUR	3.13%	4.49%	3.92%	9.36%	11.29%
Class R MUR	3.15%	4.34%	3.43%	8.69%	6.43%

Market Review

Local Market

SEMDEX TR was up 0.04% in July. Gross Reserves stands at 9.72 Billion for the month of June. CPI YoY rose by 1.20 % for the month of June, compared to 4.20 % in the previous period.

International Market

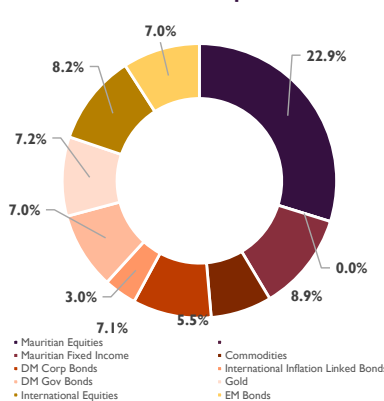
Global Bonds and Equities were down by -1.94% and up by 5.16% in MUR terms respectively while Global Commodities were up by 1.50% over the month.

Portfolio Comments

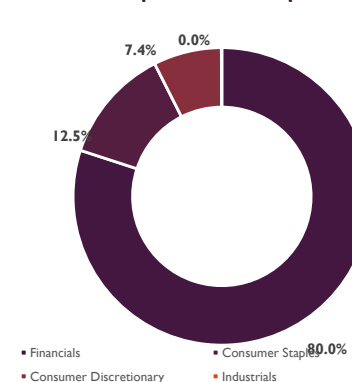
Our local portfolio contributed positively, while our international portfolio contributed positively. An appreciation of the USD vs MUR contributed positively to fund performance.

Note: Performance metrics in MUR Total Return.

Asset Class Split



Local Equities Sector Split



Top Contributors (bps)

MCB Group Ltd	1.23%
SPDR MSCI World UCITS	0.43%
iShares JP Morgan USD En	0.27%

Top Detractors (bps)

ENL Ltd	-0.05%
Rogers & Co Ltd	0.00%
#N/A	#N/A